

### DESCRIPTION

SuperDuct RC air duct board is made from strong, resilient glass fibers bonded with a thermosetting resin. Male/female joints are factory made on the transverse edges of each board. A tough FSK (foil-scrim-kraft) facing is laminated to the exterior surface of the board.

### REINFORCED COATING SYSTEM

The airstream surface of SuperDuct RC features Johns Manville's exclusive Reinforced Coating system—a high-tensile glass mat that reinforces our proven Permacote® acrylic polymer coating to provide a smooth surface with excellent strength and acoustical properties.

### USES

SuperDuct RC duct board is ideal for fabrication into rectangular ductwork for use in heating, ventilating and air-conditioning systems in new commercial or residential construction, or for renovating older sheet metal systems.

### STORAGE

Superduct RC should be kept clean and dry during storage, transport, fabrication, installation, and system operation.

### FACING INFORMATION

Permeance: 0.02 perms\*

*\*Per ASTM E96, Procedure A for facing material prior to lamination. After lamination, permeance values may be higher.*

Operating temperature (max.) – ASTM C411	250°F (121°C)
Air velocity (max.) – UL 181	6000 fpm (30.5 m/sec)
Internal pressure (max.) – UL 181	2" w.c. (498 Pa)
Water repellency – INDA IST 80.6	≥6
Fungi resistance – ASTM C1338	Does not breed or promote
Fungi resistance – ASTM G21	No growth

### STANDARD THICKNESSES AND PACKAGING

SuperDuct RC duct board is available in cartons or on pallets in several size configurations.

Size		Thickness	
in	mm	in	mm
48 x 96	1219 x 2438	1, 1½, 2	25, 38, 51
48 x 120	1219 x 3048	1, 1½, 2	25, 38, 51
96 x 120	2438 x 3048*	1	25


\*Wide Board™ available on pallets only.

### SURFACE BURNING CHARACTERISTICS

SuperDuct RC duct board meets the Surface Burning Characteristics and Limited Combustibility of the following standards:

Standard/Test Method

• ASTM E84	Maximum Flame Spread Index	25
• UL 723	Maximum Smoke Developed Index	50
• NFPA 255		
• NFPA 90A and 90B		
• NFPA 259		
• CAN/ULC S102		



### SPECIFICATION COMPLIANCE

- UL 181 Class 1 Rigid Air Duct Listed
- ASHRAE 62
- MEA# 237-86-M
- California Title 24
- Universal Building Code (UBC)
- International Mechanical Code (IMC)
- Canada: CGSB 51.10-92 and CAN/ULC-S110M

### ADVANTAGES

**Resistant to Dust and Dirt.** The tough acrylic polymer Permacote coating helps guard against the incursion of dust or dirt into the substrate, minimizing the potential for biological growth.

**Will Not Support Microbial Growth.** Permacote coating is formulated with an immobilized, EPA-registered protective agent to protect the coating from potential growth of fungus and bacteria. SuperDuct RC passes UL 181 mold-growth resistance testing. Tests were conducted in accordance with ASTM C 1338 and ASTM G 21 (fungi testing). Detailed information is available in Johns Manville fact sheet HSE-103FS.

Note: As with any type of surface, microbial growth may occur in accumulated duct-system dirt, given certain conditions. This risk is minimized with proper design, filtration, maintenance and operation of the HVAC system.

**Cleanability.** If HVAC system cleaning is required, the Reinforced Coating airstream surface may be cleaned with industry-recognized dry methods. See the North American Insulation Manufacturers Association (NAIMA) "Cleaning Fibrous Glass Insulated Air Duct Systems."

**Quiet Operation.** SuperDuct RC features exceptional noise-absorbing characteristics. Fabricated SuperDuct RC systems noticeably decrease the audibility of crosstalk, equipment noise and the sounds associated with the expansion and contraction of sheet metal systems.

**Better Temperature Control.** The thermal performance inherent in the SuperDuct RC product helps deliver warmed or cooled air at the desired temperatures and eliminates condensation problems when installed properly.

**Shipped With E<sup>3</sup> Pallet™ Technology:** The E<sup>3</sup> Pallet™ is designed to simplify repurposing our 4x8' and 4x10' pallets into more functional, 48x48" and 48x40" pallets (respectively).

See instructions on page 3.



HVAC INSULATION  
**SUPERDUCT® RC**  
 COATED MAT-FACED FIBERGLASS DUCT BOARD  
 WITH E<sup>3</sup> PALLET™ TECHNOLOGY  
**DATA SHEET**

**CLOSURE SYSTEMS**

Johns Manville recommends only closure systems that comply fully with the requirements of UL 181A when installed with SuperDuct RC as listed in Johns Manville UL Fabrication Sheet, AHS-30.

**LIMITATION OF LIABILITY**

If the closure system used is not one of the UL 181-approved systems as listed in Johns Manville's Fabrication Sheet, AHS-30, and if application is not in accordance with the tape manufacturer's stated procedures, the UL 181 air duct rating and all product warranties are void.

**FLEXURAL RIGIDITY**

SuperDuct RC air duct board is available in stiffness values of 475 and 800 EI. The stiffness or flexural rigidity is the product of Young's Modulus of Elasticity (E) and the Moment of Inertia (I), as determined in accordance with NAIMA AHC-100-74 (REF, ASTM D 1037).

**MAXIMUM UNREINFORCED DUCT DIMENSIONS**

Thickness	Internal Pressure in. water column	Positive in	Negative in
<b>Type 475</b>	0.5	36	34
1"	1.0	24	22
	2.0	15	14
<b>Type 800</b>	0.5	40	38
1½", 2"	1.0	26	22
	2.0	18	16

Thickness	Internal Pressure Pa	Positive mm	Negative mm
<b>Type 475</b>	125	914	864
25 mm	249	610	559
	498	381	356
<b>Type 800</b>	125	1016	965
38, 51 mm	249	660	610
	498	457	406

*This table summarizes span/pressure limitations for unreinforced duct. For larger duct sizes, see The Pocket Installer, AHS-3.*

**SUSTAINABLE BUILDING ATTRIBUTES**



GREENGUARD® certification is not intended for residential environments. Instead, the certification is intended only for buildings meeting ASHRAE 62.1-2007 commercial building ventilation rates. This certification is proof that the product meets the GREENGUARD Environmental Institute's indoor air quality standards and product emission standards or VOCs.



**THERMAL CONDUCTIVITY**

Thickness		Mean Temp. @ 75°F (24°C)	
in	mm	Btu•in/(hr•ft²•°F)	W/m²•°C
1	25	0.23	0.033
1½	38	0.23	0.033
2	51	0.23	0.033

*Conductivity per ASTM C 518.*

**THERMAL PERFORMANCE**

Thickness		R-Value	
in	mm	hr•ft²•°F/Btu	m²•°C/W
1	25	4.3	0.76
1½	38	6.5	1.15
2	51	8.7	1.53

**SUPERDUCT RC SOUND ABSORPTION COEFFICIENTS (TYPE "A" MOUNTING)**

Type	Thickness		Frequency (Hz)						
	in	mm	125	250	500	1000	2000	4000	NRC
475	1	25	0.04	0.27	0.71	0.96	1.03	0.99	0.75
800	1½	38	0.11	0.45	0.96	1.07	1.06	1.00	0.90
800	2	51	0.14	0.81	1.10	1.07	1.03	1.01	1.00

*Coefficients were tested in accordance with ASTM C 423 and ASTM E 795.*

**SUPERDUCT RC SOUND ATTENUATION IN DB/FT [DB/0.305 M] (1" [25 MM] THICKNESS)**

Type	Duct Size		Frequency (Hz)						
	in	mm	125	250	500	1000	2000	4000	8000
475	6 x 12	152 x 305	1.3	2.7	3.5	5.4	6.4	4.6	2.3
475	8 x 12	203 x 305	1.7	1.8	3.0	5.3	6.0	3.2	1.9
475	12 x 12	305 x 305	1.9	1.9	2.7	5.7	5.3	2.1	1.8
475	12 x 24	305 x 610	0.7	1.1	2.3	5.0	3.1	2.1	1.7
475	24 x 24	610 x 610	0.4	0.8	2.1	3.9	1.2	1.6	1.4

*Tests conducted on 10' (3.1 m) sections in accordance with ASTM E 477. Attenuation data for subsequent sections are not accumulative.*

**ISO 9001:2015 CERTIFICATION**

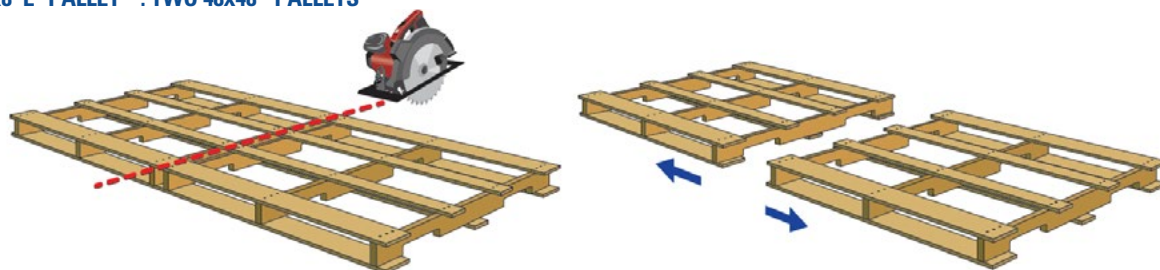
Johns Manville mechanical insulation products are designed, manufactured and tested in our own facilities, which are certified and registered to stringent ISO 9001:2015 (ANSI/ASQC 90) series quality standards. This certification, along with regular, independent third-party auditing for compliance, is your assurance that Johns Manville products deliver consistent high quality.



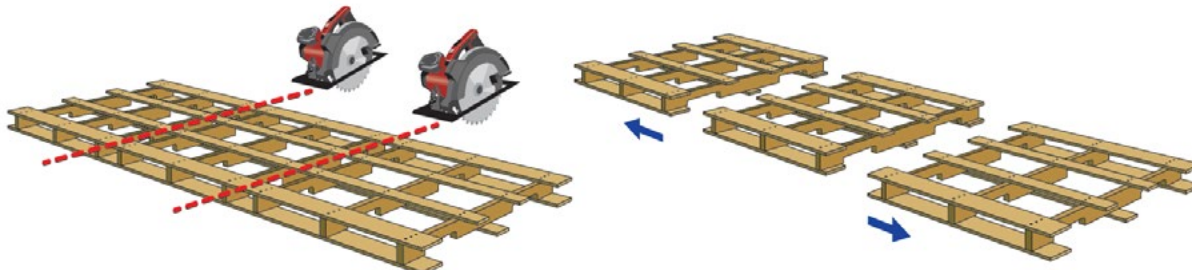
**E<sup>3</sup> PALLET™ CUT DOWN INSTRUCTIONS**


The 4x8' E<sup>3</sup> Pallet™ can be cut down into two 48x48" pallets, and the 4x10' E<sup>3</sup> Pallet™ can be cut down into three 48x40" pallets. Simply use a circular saw to cut along the red dotted lines shown in the images below.

**4x8' E<sup>3</sup> PALLET™: TWO 48x48" PALLETS**



**4x10' E<sup>3</sup> PALLET™: THREE 48x40" PALLETS**



	48x48" Cut Down	48x40" Cut Down
Max Load Capacity (Evenly Distributed)	1,587 lbs*	2,885 lbs*
Lateral Collapse Resistance 	0.60*	0.70*

\*All pallets are subject to abuse, aging and normal wear and tear during use and storage. The data reported in this document represent initial performance of a new pallet after manufacture and do not take into account damage that may occur during handling and use of the pallets.



717 17th St.  
Denver, CO 80202  
800-654-3103  
www.JM.com

**North American Sales Offices,  
Insulation Systems**

**Eastern Region & Canada**

P.O. Box 158  
Defiance, OH 43512  
800-334-2399  
Fax: 419-784-7866

**Western Region & Outside  
North America**

P.O. Box 5108  
Denver, CO 80217  
800-368-4431  
Fax: 303-978-4661

Technical specifications as shown in this literature are intended to be used as general guidelines only. Please refer to the Safety Data Sheet and product label prior to using this product. The physical and chemical properties of SuperDuct RC listed herein represent typical, average values obtained in accordance with accepted test methods and are subject to normal manufacturing variations. They are supplied as a technical service and are subject to change without notice. Any references to numerical flame spread or smoke developed ratings are not intended to reflect hazards presented by these or any other materials under actual fire conditions.

**All Johns Manville products are sold subject to Johns Manville's standard Terms and Conditions, which includes a Limited Warranty and Limitation of Remedy. For a copy of the Johns Manville standard Terms and Conditions or for information on other Johns Manville thermal insulation and systems, visit [www.jm.com/terms-conditions](http://www.jm.com/terms-conditions) or call (800)654-3103.**