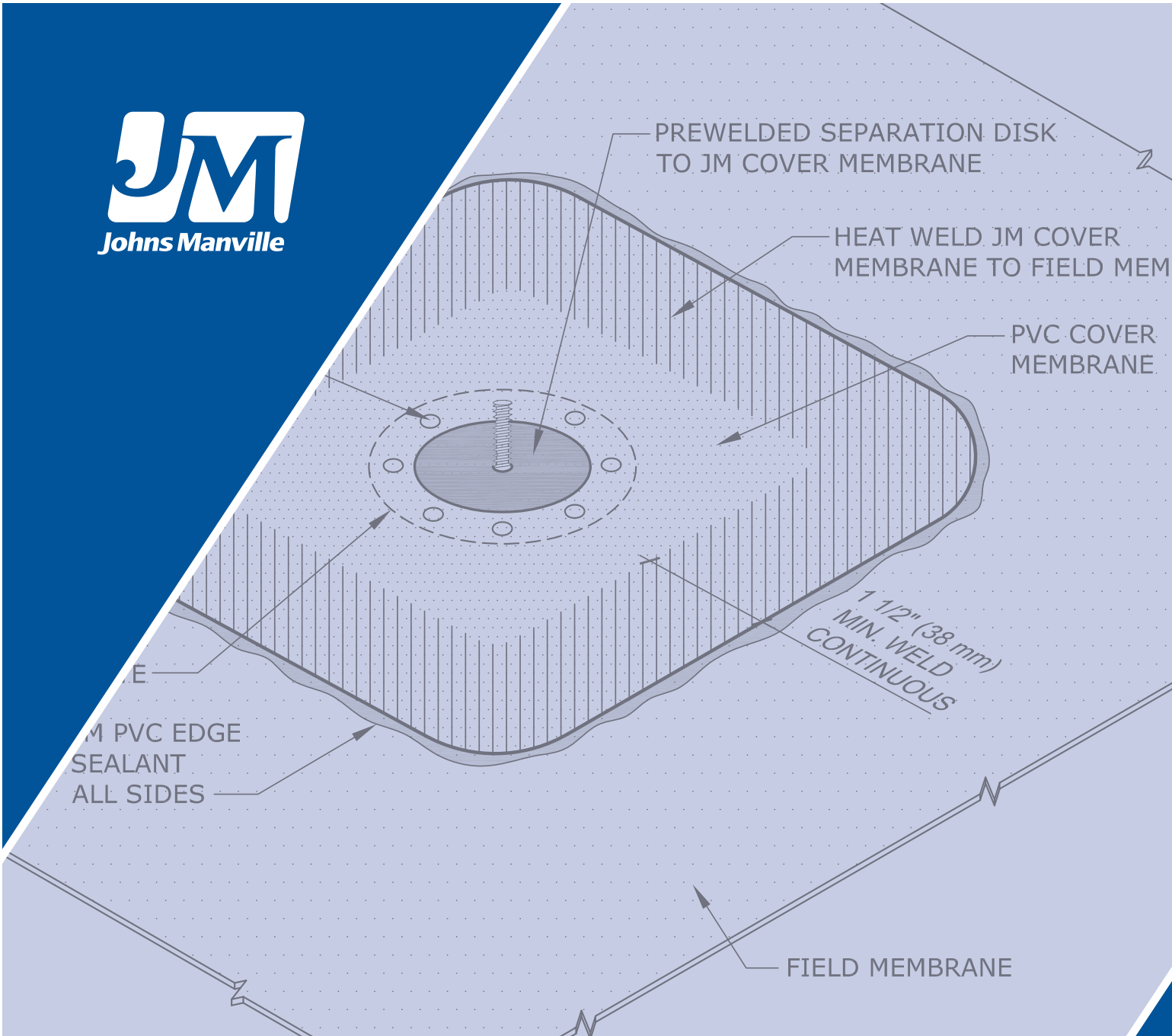





Johns Manville



JM ENERGY[®] ANCHOR INSTALLATION GUIDE

THERMOPLASTICS (JM PVC & JM TPO)



JM ENRGY™ Anchor is a lightweight, roof-top integrated, photovoltaic (PV)-mounting solution consisting of a coated steel plate and stainless-steel stud and JM cover membrane.

STEP #1

ALIGN THE ANCHOR

Align the JM ENRGY™ Anchor on the membrane surface per the engineer design plans.

Install the required number of fasteners per design specification, type, and pattern.



STEP #2

CLEAN THE SURFACE

Clean the surface of JM TPO and JM PVC membranes with [JM Single Ply Membrane Cleaner \(Low VOC\)](#), [TPO Membrane Cleaner](#), [TPO or EPDM Weathered Membrane Cleaner](#), or other JM approved products to remove any dirt or other contaminants to ensure a clean bond.



STEP #3

LIFT THE MEMBRANE COVER


Lift the JM ENRGY Anchor membrane cover attached to the plate and apply sufficient hot air to heat both membrane surfaces to achieve a minimum of a 1 ½" weld around the perimeter. Using a silicone rubber roller, roll and fuse the upper membrane surface into the lower membrane.



STEP #4

CAREFULLY PROBE SEAMS

After the weld has cooled, carefully probe seams along its entire length to confirm there are no voids.



STEP #5

APPLY SEALANT

Apply either [JM TPO LVOC Edge Sealant](#) or [JM PVC Edge Sealant](#) (optional for PVC) to all seam sides of the cover membrane and disk as required.



Notes:

- Avoid applying the JM ENRGY Anchor over membrane seams. If necessary, install using t-patch details.
- The connection nut must be fastened to approximately 20-25 foot pounds. Use a calibrated torque wrench during installation to ensure appropriate results are achieved.
- The most common fasteners for the ENRGY Anchor plate are the [All Purpose Fastener No. 14](#) and the [High Load Fastener No. 15](#) roofing fasteners. Always refer to the project specific engineering documentation as the deck structure will vary the fastener type.
- An ANSI/SPRI FX-1 Pull Test is recommended to measure the pull-out resistance of fasteners included in the load path.

Johns Manville is a manufacturer of commercial roofing products and offers this general conceptual information to you as a courtesy. This complimentary assistance is not to be used or relied upon by anyone as a substitute for professional engineering design and documentation required by building code, contract, or applicable law. By accepting these comments, you agree they do not constitute any representations, endorsements of, or an assumption by Johns Manville of any liability for either the adequacy of design of this building or any other material not supplied by Johns Manville.

The Application Guide is intended as a guide only; actual conditions encountered during installation may vary from jobsite to jobsite. By providing this guidance, Johns Manville assumes no responsibility for quality of installation, field workmanship, building code compliance, or job safety. Johns Manville Material Safety Data Sheets (SDS) and Safe Use Instructions (SUI) are available with specific product safety information. For information on other Johns Manville thermal insulations and systems, call (800) 922-5922 or visit JM.com.

Technical specifications as shown in this literature are intended to be used as general guidelines only. Please refer to the Safety Data Sheet and product label prior to using this product. The Safety Data Sheet is available by calling (800) 922-5922 or on the web at www.jm.com/roofing. The physical and chemical properties of the product listed herein represent typical, average values obtained in accordance with accepted test methods and are subject to normal manufacturing variations. They are supplied as a technical service and are subject to change without notice. Check with the regional sales representative nearest you for current information.

PEAK **Johns Manville** ADVANTAGE

Johns Manville offers one of the most comprehensive guarantees in the roofing industry. That's the advantage you can expect from a financially stable, dependable leader that has been around for over 160 years.



717 17th St.
Denver, CO 80202
(800) 922-5922
www.jm.com/roofing



@JohnsManvilleRoofing



@JMRoofingSystem



Johns Manville Commercial Roofing Systems



Johns Manville Roofing Systems



www.jmroofing.news



@JohnsManvilleRoofing



Above it all