

PRODUCT SELECTION GUIDE

HVAC Insulation

TABLE OF CONTENTS

DUCT LINER INSULATION

Linacoustic® RC	3
LinacouSTIC® RC-IG	3
Linacoustic® RC-HP	3
Linacoustic® R-300	4
Spiracoustic Plus®	4
Spiral SG®	4

DUCT BOARD INSULATION

Superduct® RC	5
Mat-faced Micro-Aire®	5
Micro-Aire® LP	5
Diffuser Board	6

EXTERNAL DUCT INSULATION


Microlite® FSK Duct Wrap	6
Microlite® Black PSK and White PSK Duct Wrap	6
Microlite® Standard Duct Wrap	7
800 Series Spin-Glas®	7

ACCESSORIES

Microlite® White & Black PSK Seaming Tape	7
SuperSeal® & SuperSeal® HV	8
Duct Knife	8

Linacoustic® RC

Fiberglass Duct Liner with Reinforced Coating



Linacoustic® RC insulation is a flexible, fiberglass duct liner. The airstream surface is protected with JM's exclusive reinforced coating system, a glass mat surface coated with Permacote® antimicrobial coating.

Operating Temperature Limit: 250°F (121°C)
Maximum Air Velocity: 6,000 fpm (30.5 m/sec)

THERMAL PERFORMANCE*

R-Value @ 75°F (24°C) Mean Temp.

in	mm	(hr·ft ² ·°F)/Btu	m ² ·°C/W
½	13	2.2	0.39
1	25	4.2	0.74
1½	38	6.3	1.11
2	51	8.0	1.41
3	76.2	12.0	2.11

SOUND-ABSORPTION COEFFICIENTS*

Type A Mounting, Frequency (Hz)

in	mm	125	250	500	1000	2000	4000	NRC
½	13	0.07	0.20	0.44	0.66	0.84	0.93	0.55
1	25	0.08	0.31	0.64	0.84	0.97	1.03	0.70
1½	38	0.10	0.47	0.85	1.01	1.02	0.99	0.85
2	51	0.25	0.66	1.00	1.05	1.02	1.01	0.95
3	76.2	0.47	0.96	1.17	1.10	1.02	1.05	1.05

*This information refers to material performance and manufacturing capabilities only. For a complete list of standard stocked items, contact your JM sales representative for a Product Purchase Guide.

SPECIFICATION COMPLIANCE


ASTM C1071, Type I, Flexible
 ASTM G21 and G22
 SMACNA Application Standards for Duct Liners
 NAIMA Fibrous Glass Duct Liner Installation
 ASTM E84, FHC 25/50
 NFPA 90A and 90B
 ICC Compliant
 Conforms to ASHRAE 62
 Canada: CGSB 51-GP-11M
 CAN/ULC S102

Recycled Content:

Refer to JM.com
 GREENGUARD Gold Certified

LinacouSTIC® RC-IG

High-Density Fiberglass Duct Liner with Reinforced Coating and Superior Acoustical Performance



LinacouSTIC® RC-IG insulation is a premium, flexible, fiberglass duct liner made from strong glass fibers bonded with a thermosetting resin. The airstream surface is protected with JM's exclusive Reinforced Coating System, which combines our state-of-the-art Permacote® acrylic coating with a flexible glass mat reinforcement to provide a smooth air stream surface. On the opposite side of the airstream surface, LinacouSTIC RC-IG contains InsulGrip® a non-toxic, water-reactivated adhesive layer.

Operating Temperature Limit: 250°F (121°C)
Maximum Air Velocity: 6,000 fpm (30.5 m/sec)

THERMAL PERFORMANCE*

R-Value @ 75°F (24°C) Mean Temp.

in	mm	(hr·ft ² ·°F)/Btu	m ² ·°C/W
½	13	2.2	0.39
1	25	4.2	0.74
1½	38	6.3	1.11
2	51	8.0	1.41
3	76.2	12.0	2.11

SOUND-ABSORPTION COEFFICIENTS*

Type A Mounting, Frequency (Hz)

in	mm	125	250	500	1000	2000	4000	NRC
½	13	0.07	0.20	0.44	0.66	0.84	0.93	0.55
1	25	0.08	0.31	0.64	0.84	0.97	1.03	0.70
1½	38	0.10	0.47	0.85	1.01	1.02	0.99	0.85
2	51	0.25	0.66	1.00	1.05	1.02	1.01	0.95
3	76.2	0.47	0.96	1.17	1.10	1.02	1.05	1.05

*This information refers to material performance and manufacturing capabilities only. For a complete list of standard stocked items, contact your JM sales representative for a Product Purchase Guide.

SPECIFICATION COMPLIANCE


ASTM C1071, Type I, Flexible
 ASTM G21 and G22
 SMACNA Application Standards for Duct Liners
 NAIMA Fibrous Glass Duct Liner Installation
 ASTM E84, FHC 25/50
 NFPA 90A and 90B
 ICC Compliant
 Conforms to ASHRAE 62
 Canada: CGSB 51-GP-11M
 CAN/ULC S102

Recycled Content:

Refer to JM.com
 GREENGUARD Gold Certified

Linacoustic® RC-HP

High-Density Fiberglass Duct Liner with Reinforced Coating and Superior Acoustical Performance



Linacoustic® RC-HP insulation is a flexible, fiberglass duct liner with higher density and enhanced acoustical control when compared to standard duct liners. The airstream surface is protected with JM's exclusive reinforced coating system, a glass mat surface coated with Permacote antimicrobial coating.

Operating Temperature Limit: 250°F (121°C)
Maximum Air Velocity: 6,000 fpm (30.5 m/sec)

THERMAL PERFORMANCE*

R-Value @ 75°F (24°C) Mean Temp.

in	mm	(hr·ft ² ·°F)/Btu	m ² ·°C/W
1	25	4.3	0.76

SOUND-ABSORPTION COEFFICIENTS*

Type A Mounting, Frequency (Hz)

in	mm	125	250	500	1000	2000	4000	NRC
1	25	0.04	0.24	0.69	0.96	1.05	1.01	0.75

*This information refers to material performance and manufacturing capabilities only. For a complete list of standard stocked items, contact your JM sales representative for a Product Purchase Guide.

SPECIFICATION COMPLIANCE


ASTM C1071, Type I
 Conforms to ASHRAE 62
 MEA #353-93-M
 SMACNA Application Standards for Duct Liners
 NAIMA Fibrous Glass Duct Liner Installation Standard
 ASTM D5116-State of Washington
 Canada: CGSB 51-GP-11M and
 CAN/ULC S102
 ASTM E84, FHC 25/50
 NFPA 90A and 90B

Recycled Content:

Refer to JM.com
 GREENGUARD Gold Certified

Linacoustic® R-300

Rigid Fiberglass Plenum Liner Board with Reinforced Coating



Linacoustic® R-300 is a rigid fiberglass board designed to line ducts in plenum spaces. The insulation has an airstream surface treated with the antimicrobial Permacote coating.

Operating Temperature Limit: 250°F (121°C)

Maximum Air Velocity: 6,000 fpm (30.5 m/sec)

THERMAL PERFORMANCE*

R-Value @ 75°F (24°C) Mean Temp.

in	mm	(hr•ft ² •°F)/Btu	m ² •°C/W
1	25	4.3	0.76
1½	38	6.3	1.11
2	51	8.7	1.53
3	76.2	13.0	2.34
4	101.6	17.4	3.13

SOUND-ABSORPTION COEFFICIENTS*

Type A Mounting, Frequency (Hz)

in	mm	125	250	500	1000	2000	4000	NRC
1	25	0.04	0.26	0.69	1.00	1.07	1.02	0.75
1½	38	0.14	0.52	1.01	1.07	1.03	0.97	0.90
2	51	0.26	0.73	1.10	1.10	1.04	1.03	1.00
3	76.2	0.56	1.18	1.24	1.12	1.04	1.03	1.15
4	101.6	0.81	1.30	1.26	1.12	1.04	1.05	1.20

*This information refers to material performance and manufacturing capabilities only. For a complete list of standard stocked items, contact your JM sales representative for a Product Purchase Guide.

SPECIFICATION COMPLIANCE


ASTM C1071, Type II
 ASTM G21 and G22
 SMACNA Application Standards for Duct Liners
 NAIMA Fibrous Glass Duct Liner Installation
 ASTM E84, FHC 25/50
 NFPA 90A and 90B
 Conforms to ASHRAE 62
 MEA # 353-93-M
 Canada: CGSB 51.10 and CAN/ULC S102

Recycled Content:

Refer to JM.com
 GREENGUARD Certified

Spiracoustic Plus® System

Fiberglass Liner with Reinforced Coating for Spiral Metal Ducts



Spiracoustic Plus® is a fiberglass insulation designed to line spiral ducts. It has factory-made, evenly spaced kerfs to allow the material to easily conform to the inside diameter of spiral air ducts. The airstream surface and transverse edges are protected with JM's factory-applied Permacote coating. Spiracoustic Plus can save time and reduce weight when compared to some double-wall systems.

Operating Temperature Limit: 250°F (121°C)

Maximum Air Velocity: 6,000 fpm (30.5 m/sec)

THERMAL PERFORMANCE*

R-Value @ 75°F (24°C) Mean Temp.

in	mm	(hr•ft ² •°F)/Btu	m ² •°C/W
1	25	4.3	0.76
1½	38	6.4	1.13
2	51	8.4	1.48

SOUND-ABSORPTION COEFFICIENTS*

Type A Mounting, Frequency (Hz)

in	mm	125	250	500	1000	2000	4000	NRC
1	25	0.05	0.21	0.71	1.01	1.07	1.09	0.75
1½	38	0.10	0.39	1.02	1.08	1.04	1.00	0.85
2	51	0.17	0.63	1.10	1.05	1.09	1.06	0.95

*This information refers to material performance and manufacturing capabilities only. For a complete list of standard stocked items, contact your JM sales representative for a Product Purchase Guide.

SPECIFICATION COMPLIANCE


ASTM C1071 Air Erosion Test / UL 181
 ASTM G21 and G22
 ASTM E84, FHC 25/50
 NFPA 90A and 90B
 Conforms to ASHRAE 62
 ULC S102

Recycled Content:

Refer to JM.com
 GREENGUARD Certified

Spiral SG®

Fiberglass Double-Wall Insulation



Spiral SG® is a fiberglass insulation designed for double-wall applications. The insulation comes in a variety of thicknesses to help optimize thermal and acoustical performance. It is made from rotary-process glass fibers bonded with a thermosetting resin, improving tensile strength and flexibility, and making it resistant to damage during installation.

Operating Temperature Limit: 350°F (177°C)

THERMAL PERFORMANCE*

K-Value @ 75°F (24°C) Mean Temp.

Type	PCF	KG/M ³	Btu•in/(hr•ft ² •°F)	W/M•°C
75	0.75	12	0.30	0.043
85	0.85	14	0.27	0.039
100	1.04	17	0.26	0.037
125	1.20	19	0.25	0.036
150	1.56	25	0.24	0.035

SOUND-ABSORPTION COEFFICIENTS*

Type A Mounting, Frequency (Hz)

Type	in	mm	125	250	500	1000	2000	4000	NRC
85	1	25	0.11	0.31	0.60	0.80	0.90	0.93	0.65
85	2	51	0.16	0.60	0.92	0.98	0.97	1.01	0.85
100	1	25	0.09	0.30	0.60	0.77	0.89	0.93	0.65
100	2	51	0.18	0.64	0.99	1.02	1.01	1.04	0.90
150	1	25	0.10	0.28	0.62	0.84	0.95	0.97	0.65
150	2	51	0.22	0.71	1.03	1.08	1.05	1.02	0.95

*This information refers to material performance and manufacturing capabilities only. For a complete list of standard stocked items, contact your JM sales representative for a Product Purchase Guide.

SPECIFICATION COMPLIANCE


ASTM E84, FHC 25/50
 NFPA 90A and 90B
 CAN/ULC S102
 UL 723

Recycled Content:

Refer to JM.com
 GREENGUARD Certified

SuperDuct® RC System

Fiberglass Duct Board with a Coated Glassmat Airstream Surface



SuperDuct® RC is an FSK-faced fiberglass duct board insulation designed to be fabricated into rectangular ducts. Each board comes with a male or female shiplap to help make the fabrication process more efficient and accurate. The insulation itself has a glass mat airstream surface that is coated with the antimicrobial Permacote coating to improve durability and offer resistance to microbial growth.

Operating Temperature Limit: 250°F (121°C)
Maximum Air Velocity: 6,000 fpm (30.5 m/sec)

THERMAL PERFORMANCE*

R-Value @ 75°F (24°C) Mean Temp.

in	mm	Type	(hr•ft ² •°F)/Btu	m ² •°C/W
1	25	475	4.3	0.76
1½	38	800	6.5	1.15
2	51	800	8.7	1.53

SOUND-ABSORPTION COEFFICIENTS*

Type A Mounting, Frequency (Hz)

Type	in	mm	125	250	500	1000	2000	4000	NRC
475	1	25	0.04	0.27	0.71	0.96	1.03	0.99	0.75
800	1½	38	0.11	0.45	0.96	1.07	1.06	1.00	0.90
800	2	51	0.14	0.81	1.10	1.07	1.03	1.01	1.00

*This information refers to material performance and manufacturing capabilities only. For a complete list of standard stocked items, contact your JM sales representative for a Product Purchase Guide.

SPECIFICATION COMPLIANCE


UL 181, Class 1 Rigid Air Duct Listed
Conforms to ASHRAE 62
ASTM G21 and G22
Canada: CGSB 51.10
CAN/ULC-S110M
MEA# 237-86-M
ASTM E84, FHC 25/50
NFPA 90A and 90B

Recycled Content:

Refer to JM.com
GREENGUARD Certified

Mat-Faced Micro-Aire®

Fiberglass Duct Board with a Glassmat Airstream Surface



Mat-Faced Micro-Aire® is an FSK-faced fiberglass duct board insulation designed to be fabricated into rectangular ducts. The insulation features a glass mat airstream surface and male and female shiplaps to improve durability and efficiency during the fabrication process.

Operating Temperature Limit: 250°F (121°C)
Maximum Air Velocity: 5,000 fpm (25.4 m/sec)

THERMAL PERFORMANCE*

R-Value @ 75°F (24°C) Mean Temp.

in	mm	Type	(hr•ft ² •°F)/Btu	m ² •°C/W
1	25	475	4.3	0.76
1½	38	800	6.5	1.15
2	51	800	8.7	1.53

SOUND-ABSORPTION COEFFICIENTS*

Type A Mounting, Frequency (Hz)

Type	in	mm	125	250	500	1000	2000	4000	NRC
475	1	25	0.07	0.25	0.63	0.90	0.97	1.00	0.70
800	1½	38	0.10	0.42	0.91	1.04	1.04	1.04	0.85
800	2	51	0.17	0.63	1.10	1.05	1.04	1.06	0.95

*This information refers to material performance and manufacturing capabilities only. For a complete list of standard stocked items, contact your JM sales representative for a Product Purchase Guide.

SPECIFICATION COMPLIANCE


UL 181, Class 1 Rigid Air Duct Listed
ASTM G21 and G22
Conforms to ASHRAE 62
ICC Compliant
MEA# 237-86-M
ASTM E84, FHC 25/50
NFPA 90A and 90B

Recycled Content:

Refer to JM.com

Micro-Aire® LP

Fiberglass Duct System for Manufactured and Modular Housing



Micro-Aire® LP (Low Pressure) is an FSK-faced fiberglass duct board, designed to be fabricated into ducts for modular housing. Micro-Aire LP offers improved thermal and acoustical control for systems that operate within relatively low air velocities (2,000 fpm).

Operating Temperature Limit: 250°F (121°C)
Maximum Air Velocity: 2000 fpm (10.2 m/sec.)

THERMAL PERFORMANCE*

R-Value @ 75°F (24°C) Mean Temp.

in	mm	(hr•ft ² •°F)/Btu	m ² •°C/W
13/16	20	3.50	0.62

SOUND-ABSORPTION COEFFICIENTS*

Type A Mounting, Frequency (Hz)

Type	in	mm	125	250	500	1000	2000	4000	NRC
LP	13/16	20	0.07	0.23	0.49	0.79	0.94	1.03	0.60

*This information refers to material performance and manufacturing capabilities only. For a complete list of standard stocked items, contact your JM sales representative for a Product Purchase Guide.

SPECIFICATION COMPLIANCE


UL 181 Class 1 Rigid Air Duct Listed
ICC Compliant
MEA# 237-86-M
Universal Building Code (UBC)
International Mechanical Code (IMC)
Canada: CGSB 51.10-92 and CAN/ULC-S110M
ICC Compliant
ASTM E84, FHC 25/50
NFPA 90A and 90B

Recycled Content:

Refer to JM.com

Diffuser Board

Fiberglass Insulation Board



Diffuser Board is a 4pcf density fiberglass board insulation designed to insulate air diffusers and register boxes. The glass mat airstream surface provides a smooth interior that offers minimal resistance to airflow.

Operating Temperature Limit: 250°F (121°C)

Maximum Air Velocity: 2,000 fpm (10.2 m/sec)

THERMAL PERFORMANCE*

R-Value @ 75°F (24°C) Mean Temp.

in	mm	(hr•ft ² •°F)/Btu	m ² •°C/W
1	25	4.3	0.76
1 3/8	34	6.0	1.04

SOUND-ABSORPTION COEFFICIENTS*

Type A Mounting, Frequency (Hz)

in	mm	125	250	500	1000	2000	4000	NRC
1	25	0.05	0.20	0.68	0.92	0.94	1.03	0.70
1 3/8	34	0.09	0.32	0.86	0.98	0.97	1.00	0.80

*This information refers to material performance and manufacturing capabilities only. For a complete list of standard stocked items, contact your JM sales representative for a Product Purchase Guide.

SPECIFICATION COMPLIANCE

ASTM E84, FHC 25/50
UL 723
ASTM C1071
ASTM C411

Recycled Content:

Refer to JM.com

EXTERNAL DUCT INSULATION

Microlite® FSK Duct Wrap

Formaldehyde-free™ Fiberglass Duct Wrap



Microlite® FSK is a Formaldehyde-free™ fiberglass duct wrap that comes with an FSK vapor barrier facing. Microlite FSK is designed to wrap rectangular and spiral ducts, offering improved thermal control.

Operating Temperature Limit: 250°F (121°C)

THERMAL PERFORMANCE*

R-Value @ 75°F (24°C) Mean Temp.

INSTALLED

Type	in	mm	(hr•ft ² •°F)/Btu	m ² •°C/W
75	1 1/2	38	4.2	0.74
75	2 1/5	56	6.0	1.08
75	3	76	8.3	1.46
75	4 2/5	112	12.0	2.16
100	1 1/2	38	4.5	0.79
100	2	51	6.0	1.06
150	1 1/2	38	4.7	0.83
150	2	51	6.3	1.11

OUT OF PACKAGE

Type	in	mm	(hr•ft ² •°F)/Btu	m ² •°C/W
75	1 1/2	38	5.2	0.92
75	2 1/5	56	7.5	1.33
75	3	76	10.3	1.81
75	4 2/5	112	15.0	2.66
100	1 1/2	38	5.6	0.99
100	2	51	7.4	1.30
150	1 1/2	38	6.0	1.06
150	2	51	8.0	1.41

*This information refers to material performance and manufacturing capabilities only. For a complete list of standard stocked items, contact your JM sales representative for a Product Purchase Guide.

SPECIFICATION COMPLIANCE

ASTM C553

- Type II – Type 75, 100 and 150
- Type III – Type 150

 ASTM C1290
 ASTM C1136, Type II

- Grade I – Type 75 Faced
- Grade II – Type 100 Faced
- Grade III – Type 150 Faced

 ASTM E84, FHC 25/50 – FSK Facing
 NFPA 90A and 90B
 ASTM C1136, Type II – FSK Facing
 MEA # 40-75-M
 Canada: CGSB 51-GP-11M and CAN/ULC S102

Recycled Content:

Refer to JM.com
GREENGUARD Gold Certified

Microlite® Black PSK and White PSK Duct Wrap

Formaldehyde-free™ Fiberglass Duct Wrap



Microlite® PSK is a Formaldehyde-free™ fiberglass duct wrap that comes with a white or a black PSK vapor-barrier facing. The facing is offered without print for aesthetic purposes and is designed to be used in exposed applications. Microlite PSK is designed to wrap rectangular and spiral ducts, offering improved thermal control and aesthetic appeal.

Operating Temperature Limit: 250°F (121°C)

Matching PSK Tape available, see accessories

THERMAL PERFORMANCE*

R-Value @ 75°F (24°C) Mean Temp.

INSTALLED

Type	in	mm	(hr•ft ² •°F)/Btu	m ² •°C/W
75	1 1/2	38	4.2	0.74
75	2 1/5	56	6.0	1.08
75	3	76	8.3	1.46
100	1 1/2	38	4.5	0.79
100	2	51	6.0	1.06

OUT OF PACKAGE

Type	in	mm	(hr•ft ² •°F)/Btu	m ² •°C/W
75	1 1/2	38	5.2	0.92
75	2 1/5	56	7.5	1.33
75	3	76	10.3	1.81
100	1 1/2	38	5.6	0.99
100	2	51	7.4	1.30

*This information refers to material performance and manufacturing capabilities only. For a complete list of standard stocked items, contact your JM sales representative for a Product Purchase Guide.

SPECIFICATION COMPLIANCE

ASTM C553

- Type II – Type 75, 100 and 150
- Type III – Type 150

 ASTM C1290*
 *Facing provided free of print for aesthetic purposes
 ASTM C1136, Type II

- Grade I – Type 75 Faced
- Grade II – Type 100 Faced
- Grade III – Type 150 Faced

 ASTM E84, FHC 25/50 – FSK Facing
 NFPA 90A and 90B
 ASTM C1136, Type II – FSK Facing
 MEA # 40-75-M
 Canada: CGSB 51-GP-11M and CAN/ULC S102

Recycled Content:

Refer to JM.com
GREENGUARD Gold Certified

Microlite® Standard Duct Wrap

Fiberglass Duct Wrap Insulation



Microlite® Standard Duct Wrap is a lightweight, highly resilient, blanket-type, thermal and acoustical insulation made from flame-attenuated glass fibers bonded with a thermosetting phenolic resin.

Operating Temperature Limit:

Unfaced: 350°F (177°C)

Faced: 250°F (121°C)

THERMAL PERFORMANCE*

R-Value @ 75°F (24°C) Mean Temp.

Unfaced Flame-Attenuated Duct Wrap

Type	Thickness in	Width in	Length ft	R-values (hr·ft ² ·°F)/Btu	
				Out of Package	Installed
60	1	36	150	3.3	2.7
	1	72	150	3.3	2.7
	1½	48	100	5.0	4.0
	2	48	100	6.7	5.4
75	3	48	50	10.0	8.0
	1	48	100	3.6	2.9
	1½	48	100	5.3	4.3
	3	48	50	10.7	8.7

Vinyl Duct Wrap

Type	Thickness in	Width in	Length ft	R-values (hr·ft ² ·°F)/Btu	
				Out of Package	Installed
60	1½	48	100	4.8	3.9
	2	48	75	6.5	5.2

*This information refers to material performance and manufacturing capabilities only. For a complete list of standard stocked items, contact your JIM sales representative for a Product Purchase Guide.

SPECIFICATION COMPLIANCE

ASTM C1290

- Type I and Type II

ASTM C553

- Unfaced, Type I and Type II

ASTM C1139

- Type I and Type II

ASTM E84, FCH 25/50

NFPA 90A & 90B

Can/ULC S102-1188

800 Series Spin-Glas®

Fiberglass Duct and Equipment Insulation



800 Series Spin-Glas® board insulation can be used in plain or faced form to insulate heating ducts and equipment. 800 Series Spin-Glas insulation is ideal for commercial and industrial heating, air conditioning, and power and process equipment.

Operating Temperature Limit:

Unfaced: 450°F (232°C)

Faced: faced side 150°F (66°C)

THERMAL PERFORMANCE*

K-Value @ 75°F (24°C) Mean Temp.

Type	in	mm	Btu·in/(hr·ft ² ·°F)	m ² ·°C/W
812	1½-4	38-102	0.24	0.035
813	1½-4	38-102	0.23	0.033
814	1-4	25-102	0.23	0.033
815	1-2½	25-64	0.22	0.032
817	1-2	25-51	0.22	0.032

SOUND-ABSORPTION COEFFICIENTS*

Type A Mounting, Frequency (Hz)

Type	in	mm	125	250	500	1000	2000	4000	NRC
812	1	25	0.07	0.24	0.63	0.87	1.00	1.02	0.70
812	2	51	0.24	0.68	1.10	1.13	1.10	1.07	1.00
813	1	25	0.08	0.27	0.69	0.95	1.05	1.02	0.75
813	2	51	0.19	0.88	1.15	1.14	1.10	1.07	1.05
814	1	25	0.06	0.29	0.75	0.99	1.04	1.02	0.75
814	2	51	0.24	1.00	1.11	1.08	1.06	1.05	1.05
815	1	25	0.03	0.32	0.80	1.04	1.05	1.05	0.80
815	2	51	0.27	0.91	1.11	1.09	1.09	1.09	1.05
817	1	25	0.10	0.35	0.85	1.04	1.05	1.03	0.80
817	2	51	0.38	0.93	1.10	1.07	1.07	1.07	1.05

*This information refers to material performance and manufacturing capabilities only. For a complete list of standard stocked items, contact your JIM sales representative for a Product Purchase Guide.

SPECIFICATION COMPLIANCE

ASTM C612, Type 1A and 1B

- (813, 814, 815, 817)

ASTM C533, Type III

- (812 plain material only)

ASTM C1136

- Type I – AP Facing
- Type II – AP and FSK Facing

ASTM E84, FHC 25/50; UL 723; NFPA 255

NFPA 90A and 90B

NRC 1.36; ASTM C795

MIL-DTL-24244

MIL-DTL-32585

MIL-I-22023

- Type I & II, Class 4 = 812
- Type I & II, Class 6 = 814

HH-I-558C, Form B, Type I, Class 7

- (812, 813, 814, 815)


Canada: CGSB 51-GP-10M and

CAN/ULC S102-M88

ACCESSORIES

Microlite® White & Black PSK Seaming Tape

Duct Wrap Seaming Tape



The Microlite PSK Duct Wrap Seaming Tape is designed to provide a vapor-barrier seal on JM's PSK-faced Microlite duct insulations. The tape is 96 MM wide and is offered in white or black to match the two color offerings (white and black) of our PSK-faced microlite duct insulations.

GENERAL INFORMATION

	Standard UOM		Metric UOM		Test Method
	White	Black	White	Black	
Thickness (w/o Liner)	8.8 mils	7.8 mils	0.224 mm	0.198 mm	ASTM D-1000
Backing Thickness	7.0 mils	6.0 mils	0.178 mm	0.152 mm	ASTM D-1000
Adhesion to Steel	50 oz/in*	36 oz/in*	5.47 N/cm	3.94 N/cm	PSTC-101
Tensile Strength	24 lb/in	27 lb/in	42.03 N/cm	47.28 N/cm	ASTM D-3759
Elongation	4%	4%	4%	4%	ASTM D-3759
Operating Temperature	-20 to 260 °F	-20 to 260 °F	-29 to 126 °C	-29 to 126 °C	

SuperSeal® Coating Products

SuperSeal® HV and SuperSeal® Edge Treatment



SuperSeal® Coatings are air-dry derivatives of Permacote. SuperSeal HV is designed for spot or edge repair where extra fill or adhesion is required. SuperSeal Edge Treatment is intended for high-volume shop applications, and it can be applied with a brush or sprayed. It is ideal for repairing cuts or damage to the airstream surface.

GENERAL INFORMATION

SuperSeal Product	Shipping Unit	Approximate Coverage*	Shelf Life at 40-95°F (4-35°C)	Tack-Free Time (Approx.)
HV**	1 carton; 4 pails 1 gal. (3.8 l)	Usage-dependent	12 months	2 hours
Edge Treatment	1 pail; 5 gal. (18.9 l)	1700 sq. ft. (158 m ²)	18 months	1 hour
	1 carton; 4 pails 1 gal. (3.8 l)	1350 sq. ft. (125 m ²)	18 months	1 hour

* Coverage estimates are based on minimum application weight to ensure product performance; actual application requirements may be higher, depending upon the surface and application method.

** HV product applies grey and dries black.

Duct Knife



Duct Insulation Knives are designed to smoothly cut fiberglass insulation. The 6" blade slices cleanly through the fiberglass and facing without snagging the material. The wooden handle is easy to hold and curved to fit the hand.

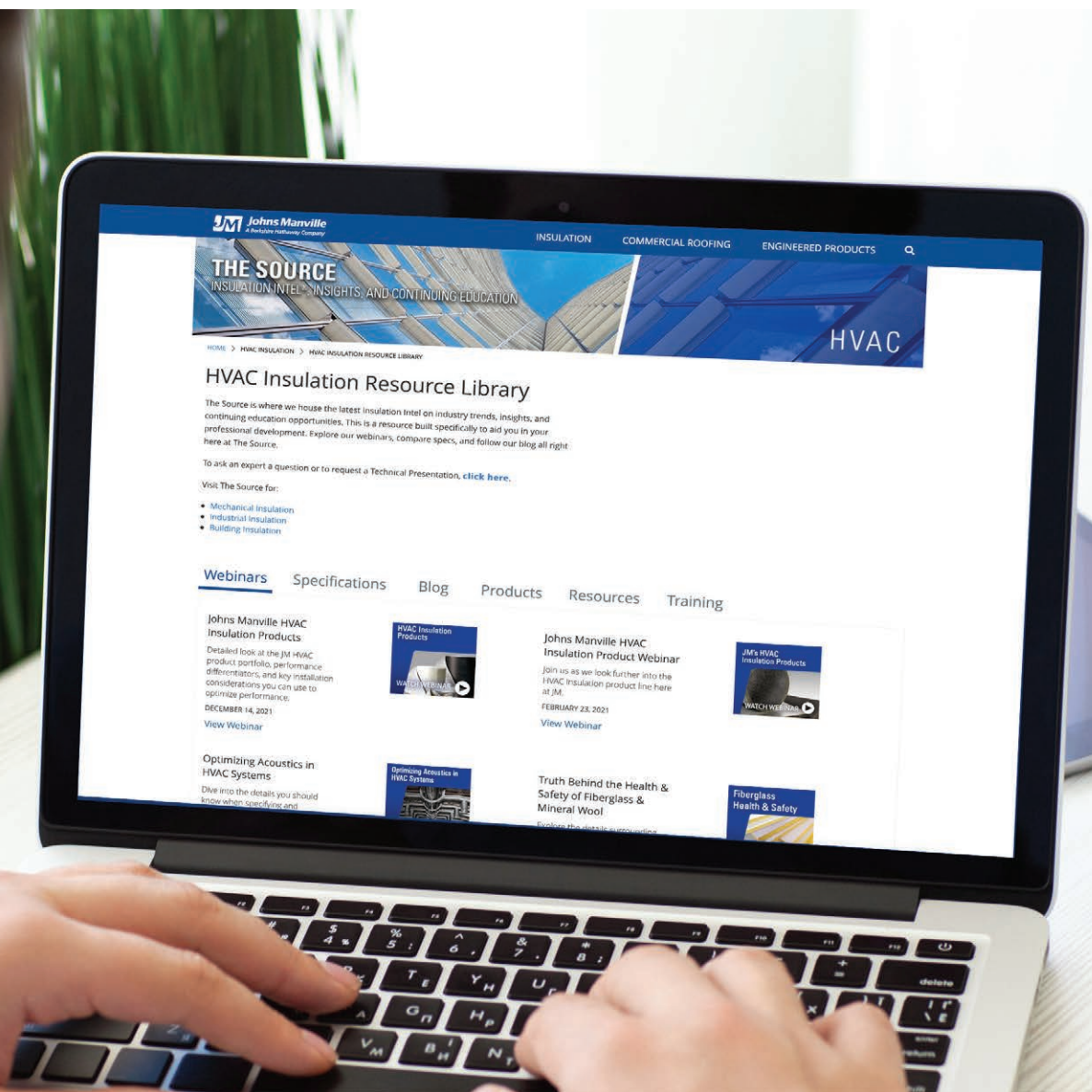
GENERAL INFORMATION

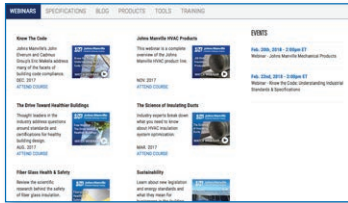
Duct knives are shipped in master cartons. Each master carton consists of 10 boxes of 10 knives each. The minimum order quantity is one master carton (100 knives total).

THE SOURCE

The Source is the newest, innovative tool from Johns Manville to help you stay up to speed on the latest information in the industry. It is a resource we built specifically to aid you in your professional development, and it's where we house the latest content on industry trends, insights, and continuing education opportunities. Take some time and explore our webinars, compare our product specs, and follow our blog, all in one spot: The Source.

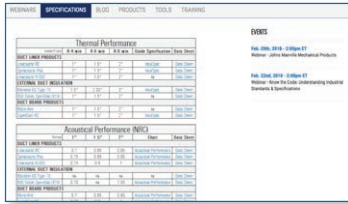
- ▶ **HVAC:** www.jm.com/hvac-source
- ▶ **Mechanical:** www.jm.com/mechanical-source





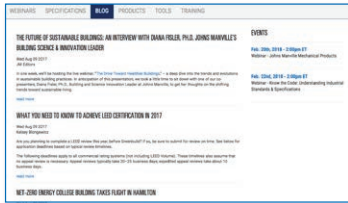
PROFESSIONAL DEVELOPMENT WEBINARS

Johns Manville is committed to offering professional development webinars to help you stay up to date with the latest information in our evolving industry. Each webinar is offered with a Certificate of Completion that may be submitted for credit toward Professional Development Hours (PDH). Our webinars cover industry trends and product updates, as well as open question forums where our experts will field your questions live. You can watch our recorded webinars on demand, or sign up to attend our upcoming webinars live.



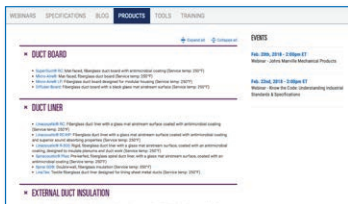
ENGINEER SPECIFICATIONS PORTAL

For quick access to the specification information engineers need, JM has aggregated all of our high-priority product specifications in a single web page. Compare JM Mechanical or HVAC Insulation product specifications side by side to ensure you have the product you need to meet your application requirements.



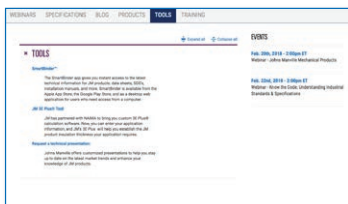
THOUGHT LEADERSHIP BLOG

We know it can be difficult to stay up to date on the latest news in the industry. That's why we've created the Johns Manville Blog – a single resource that pulls information from numerous sources across the industry, including original content from our very own technical experts. [Sign up for HVAC email alerts](#) | [Sign up for Mechanical email alerts](#)



PRODUCTS AND SOLUTIONS

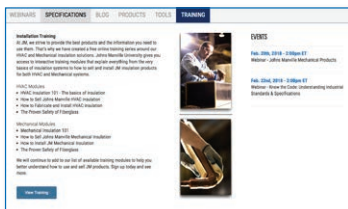
You have instant access to all JM products and solutions on JM.com through The Source. This is to help you quickly locate the relevant information you need, including catalogs, data sheets, videos, installation instructions, and safety data sheets.



TOOLS & SUPPORT

JM provides a variety of tools & support including:

- **JM SMARTBINDER™**: The SmartBinder app gives you instant access to the latest technical information for JM products: data sheets, SDS's, installation manuals, and more. SmartBinder is available from the [Apple App Store](#), the [Google Play Store](#) and on JM.com as a [Desktop Application](#).
- **JM 3E PLUS®**: JM has partnered with NAIMA to bring you custom 3E Plus® calculation software. Now, you can enter your application information, and JM's 3E Plus will help you establish the JM product insulation thickness your application requires. Available for download on The Source.
- **JM PVC SELECTOR TOOL**: Choose the right PVC insulated pipe fitting covers for your project in our [PVC Selector Guide](#).
- **TECHNICAL PRESENTATION REQUEST**: Johns Manville offers customized presentations to help you stay up to date on the latest market trends and enhance your knowledge of JM products. [Request a Technical Presentation](#).
- **DUCT BOARD DEMO REQUEST**: Demos can include how to fabricate rectangular ducts from JM's Micro-Aire® Duct Board, installing Spiracoustic Plus® in spiral ducts, and more. [Request an Onsite Demo](#).



ONLINE TRAINING: JOHNS MANVILLE ACADEMY

We strive to provide the best products and the information you need to use them. That's why we have created a free, online training series around our HVAC and Mechanical insulation solutions. Johns Manville Academy gives you access to interactive training modules that explain everything from the very basics of insulation systems to how to sell and install JM HVAC and Mechanical products. [View the training](#).



717 17th St.
Denver, CO 80202
800-654-3103
www.jm.com/hvac

HVAC-472 09/15/23 (replaces 02/03/23)

Technical specifications as shown in this literature are intended to be used as general guidelines only. Please refer to the Safety Data Sheet and product label prior to using these products. The physical and chemical properties of the products listed herein represent typical, average values obtained in accordance with accepted test methods and are subject to normal manufacturing variations. They are supplied as a technical service and are subject to change without notice. Any references to numerical flame spread or smoke developed ratings are not intended to reflect hazards presented by these or any other materials under actual fire conditions. Check with your customer service representative for current information.

All Johns Manville products are sold subject to Johns Manville's standard Terms and Conditions, which includes a Limited Warranty and Limitation of Remedy. For a copy of the Johns Manville standard Terms and Conditions or for information on other Johns Manville thermal insulation and systems, visit www.jm.com/terms-conditions or call (800) 654-3103.

© 2023 Johns Manville all rights reserved