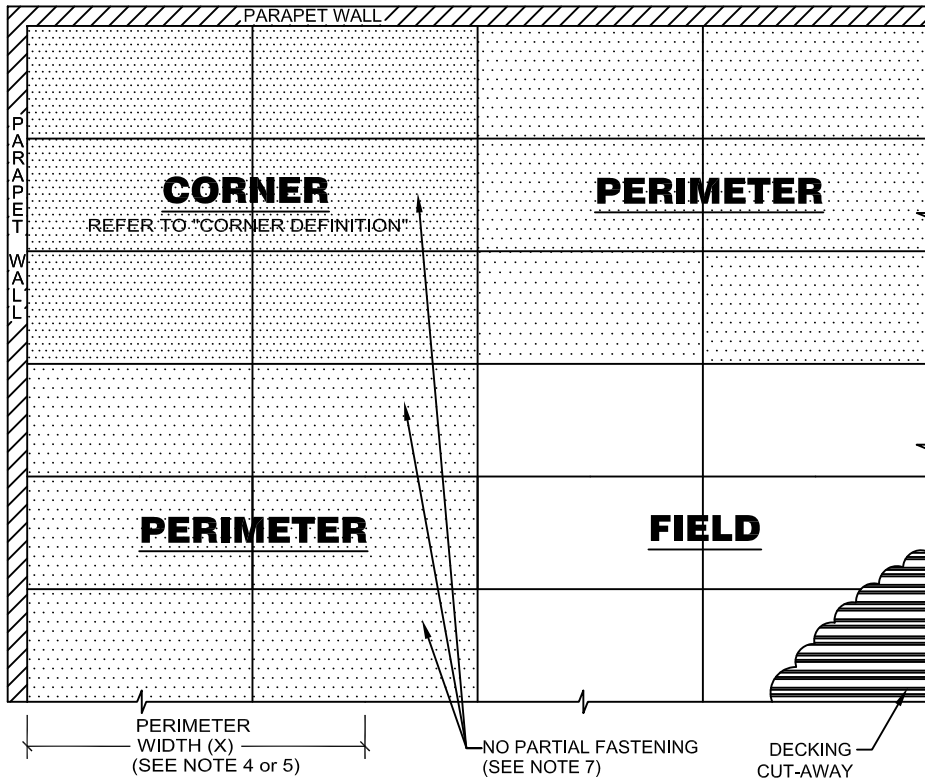
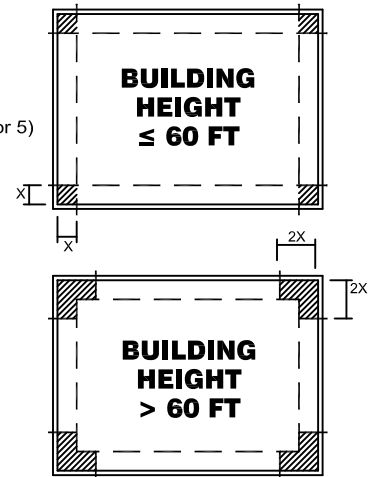


BOARD LAYOUT

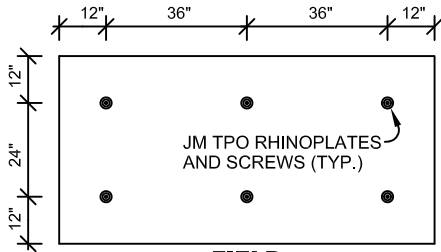


PERIMETER WIDTH (X)
(SEE NOTE 4 or 5)

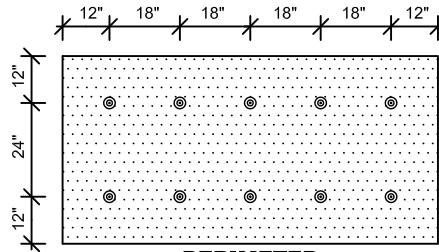


CORNER DEFINITION
(SEE NOTES 4, 5 & 6)

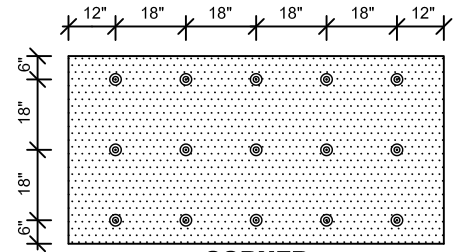
FASTENING PATTERNS for 4' x 8' INSULATION BOARDS



FIELD
6 FASTENERS/BOARD



PERIMETER
10 FASTENERS/BOARD



CORNER
15 FASTENERS/BOARD

UPLIFT NOTES

- CALCULATE UPLIFT DESIGN PRESSURES IN ACCORDANCE WITH ASCE-7.
- FASTENING DIAGRAM IS BASED ON FM GLOBAL DATA SHEET 1-29. THIS MEMBRANE FASTENING PATTERN ACHIEVES AN FM 1-90 UPLIFT RATING OVER AN FM APPROVED DECK.
- INSTALL INSULATION WITH LONG JOINTS AND END JOINTS IN A CONTINUOUS STRAIGHT LINE IN ORDER TO CREATE A LINEAR FASTENING PATTERN. MULTIPLE LAYERS OF INSULATION ARE TO BE STAGGERED.
- ROOF HEIGHT \leq 60 FT, THE PERIMETER (X) IS THE SMALLER DIMENSION OF:
10% OF THE SHORTEST SIDE (PLAN VIEW)
OR
40% OF THE ROOF HEIGHT,
BUT
NOT LESS THAN 4% OF THE SHORTEST SIDE (PLAN VIEW) OR 4 FEET.
- ROOF HEIGHT $>$ 60 FT, THE PERIMETER (X) IS:
10% OF THE SHORTEST SIDE (PLAN VIEW) BUT NOT LESS THAN 4 FEET.
- THE CORNERS MAY BE TREATED AS PERIMETERS IF THE PARAPET IS GREATER THAN OR EQUAL TO 3 FT ON ALL SIDES ACCORDING TO ASCE-7.
- IF ANY PORTION OF THE BOARD LIES IN A PERIMETER OR CORNER ZONE, ENHANCE THE FASTENING OF ENTIRE BOARD.

GENERAL NOTES

- JM TPO MEMBRANE IS HEAT WELDED TO JM TPO RHINOPLATES USING THE RHINOBOND TOOL.
- ALL FASTENERS MUST PENETRATE HIGH RIB OF DECK.

JM TPO RHINOPLATE FASTENING SYSTEM (6-10-15)

DRAWING NO.

TRH-6,10,15

SCALE
N.T.S.

ISSUE DATE
01-23-19

REV. NO.

CAD FILE:

BOARD FASTENING TPO RHINO 6-10-15.dwg

Johns Manville is a Manufacturer of commercial roofing products and offers this general conceptual information to you as a courtesy. This complimentary assistance is not to be used or relied upon by anyone as a substitute for professional engineering design and documentation required by building code, contract, or applicable law. By accepting these comments you agree they do not constitute any representations, endorsements of, or an assumption by Johns Manville of any liability for either the adequacy of the design of this building or any other material not supplied by Johns Manville.

